

**SMALL GROUP LEADER
TRAINING
HANDBOOK**

CONTENTS

INTRODUCTION.....	2
DEVOTIONAL – BIBLICAL COMMUNITY	3
EPHESIANS 2:12–16.....	3
REFLECTIONS	3
BELONGING TO A SMALL GROUP.....	4
WHAT IS A SMALL GROUP?	4
SMALL GROUP SNAPSHOT:.....	4
SMALL GROUPS & CHURCH MEMBERSHIP	4
SMALL GROUP LEADERPROCESS.....	5
QUALIFICATIONS	5
SMALL GROUPS & CHURCH SHEPHERDING STRUCTURE.....	6
THE FOUR ESSENTIALS	8
INTRODUCTION TO THE SMALL GROUP ESSENTIALS	9
ALL ABOUT DISCIPLESHIP	10
ESSENTIAL 1:	11
CHRIST-CENTERED FOCUS ON THE WORD	11
WHY DO WE STUDY THE WORD?	12
HOW DO WE STUDY THE WORD?	12
WRAPPING UP	14
ACTIVITY: LEADING A GROUP THROUGH THE BIBLE	15
ESSENTIAL 2: INTENTIONALLY INVASIVE	17
WHY SHOULD WE BE INTENTIONALLY INVASIVE?.....	18
CLARIFYING INTENTIONALLY INVASIVE	18
HEART LEVEL QUESTIONS.....	19
HEART-LEVEL CONVERSATION	19
LEVELS OF CARE.....	20
ACTIVITY: INTENTIONALLY INVASIVE CASE STUDIES	21
ESSENTIAL 3: LIVING LIFETOGETHER	22
SMALL GROUP EVENT VS. SMALL GROUP COMMUNITY.....	23
RHYTHMS OF SMALL GROUP LIFE	25
SMALL GROUP LIFE.....	26
ESSENTIAL 4: OUTWARD ORIENTED.....	27
MULTIPLICATION CULTURE	28
VISION FOR SMALL GROUP MULTIPLICATION.....	28
EVANGELISM AND NEIGHBORING.....	29
PRACTICAL THOUGHTS	30
THE SMALL GROUP GATHERING	31
HOW TO LAUNCH YOUR SMALL GROUP	31
SAMPLE SCHEDULE OF A GATHERING	32
EXTRA RESOURCES.....	33

INTRODUCTION

DEVOTIONAL – BIBLICAL COMMUNITY

EPHESIANS 2:12-16

¹² remember that you were at that time separated from Christ, alienated from the commonwealth of Israel and strangers to the covenants of promise, having no hope and without God in the world.

¹³ But now in Christ Jesus you who once were far off have been brought near by the blood of Christ. ¹⁴ For he himself is our peace, who has made us both one and has broken down in his flesh the dividing wall of hostility ¹⁵ by abolishing the law of commandments expressed in ordinances, that he might create in himself one new man in place of the two, so making peace, ¹⁶ and might reconcile us both to God in one body through the cross, thereby killing the hostility.

REFLECTIONS

1. Biblical community is **essential**.
2. Biblical community is anchored to the **gospel**.
3. Biblical community flows from our **commitment** to Christ.

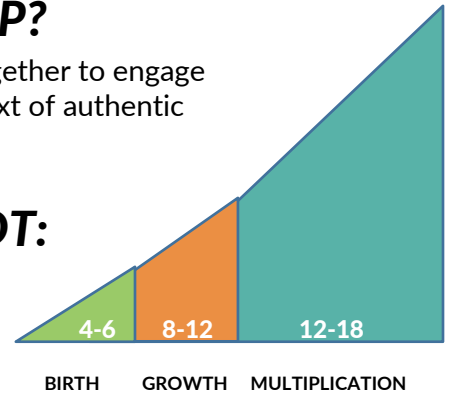
BELONGING TO A SMALL GROUP

WHAT IS A SMALL GROUP?


A Small Group is a gathering of **believers** who intentionally come together to engage with God's Word, grow in godliness, and magnify Christ in the context of authentic biblical community.

SMALL GROUP SNAPSHOT:

- Approximately 8-18 people
- Meets at least twice per month
- College Park Church and congregation specific



SMALL GROUPS & CHURCH MEMBERSHIP



BELONG | GROW | MULTIPLY

MEMBERSHIP

GROUPS

SERVE

CLASSES

GIVE

GO

Membership is how you belong at College Park so that you can engage in every way there is to grow and multiply.

- You belong to your Elders as they shepherd you
- You belong to other members as they commit to live out the Member Covenant together with you

Although church membership is not required in order to join a Small Group, everyone who considers College Park Church their home church should become a member. Plan to encourage non-members in your group to become members. The first step is by attending **DISCOVER**.



Register for DISCOVER at yourchurch.com/discover
Member Covenant at yourchurch.com/membership

SMALL GROUP LEADER PROCESS

If a person hasn't already, he or she must join the church in covenant membership before leading a Small Group.

1. Become a member of College Park Church
2. Fill out [Small Group Leader Application](#)
3. Complete the Small Group Leader Training
4. Meet with Small Groups staff member for Small Group Leader interview
5. Once approved, recruit group members (personally or through the [Small Group Finder](#))



For more information about church membership at College Park Church visit www.yourchurch.com/membership.

QUALIFICATIONS

A Small Group leader is a mature **believer** able to help others in their discipleship.

CHARACTER QUALIFICATIONS

- 1: Growing intimacy and devotion to God (Deut. 6:5-9).
- 2: Humility (1 Cor. 4:9-13).
- 3: Marked by Christian love (John 13:35; 15:13; 1 Cor. 13:1-13).
- 4: Commitment to unity in the local church (Matt. 18:15-17, 1 Peter 5:5).

COMPETENCY QUALIFICATIONS

1. The ability to encourage **belonging** by leading a community.
2. **Facilitate discussion** to help others grow in God's Word and mature in their faith.
3. Then encourage others to **multiply** into the world and make disciples.



For more information about 10 leadership skills, download the **Small Group Leader Leadership Skills eBook (PDF)**

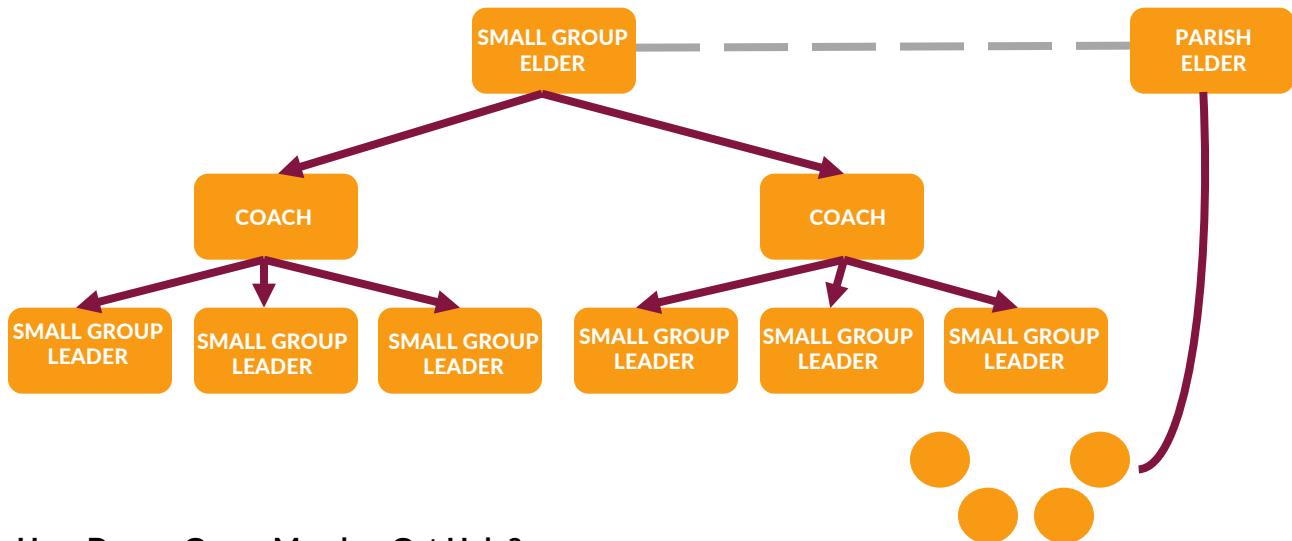
SMALL GROUPS & CHURCH SHEPHERDING STRUCTURE

The elders oversee all ministries of our church.

Those designated as “**Parish Elders**” oversee all members in their geographic parish. They also have **deacons** that assist in care for all members in their parish (both those in Small Groups and those who are not).

Those designated as “**Small Group Elders**” help support and develop our Small Group Coaches in order to enhance the overall effectiveness of our Small Groups.

NORTH INDY SHEPHERDING STRUCTURE



How Does a Group Member Get Help?

- When a Small Group member has a need: they will typically go to their Small Group Leader first
- If the Small Group Leader is unsure of what to do, they can connect with their Coach
- If the Coach is unsure of what to do, they can connect with their Small Group Elder

This structure allows additional support for those church members who are in Small Groups. Members are certainly free to reach out to any Elder (especially their own Parish Elders).

 The [list of elders](#) and the [Elder Parish Map](#) are available online.

Role of the Coach

- A discipleship-minded relationship (make connection every 1-2 months)
 - For **spiritual development** (prayer, discipleship, encouragement)
 - For **leadership development** (coaching, wisdom, direction)
- A connection to the shepherding structure (Elders) of College Park Church
 - For resources
 - To “push up” crises, issues, etc. to other layers of leadership; for additional support in ministering to Small Group members



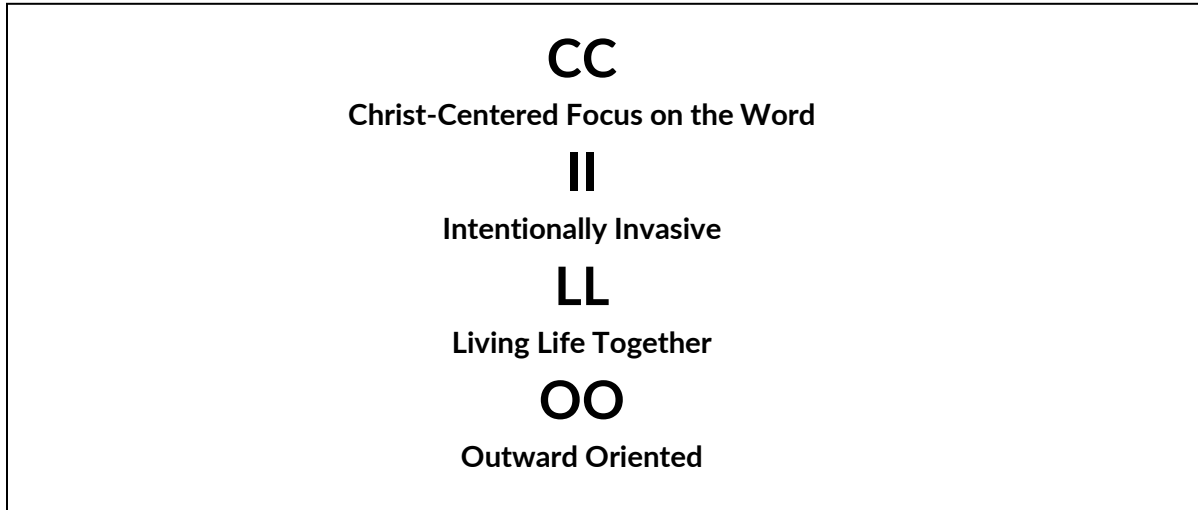
To see the Coach Role Description, go to CPCSmallGroups.net Resources page

THE FOUR ESSENTIALS

INTRODUCTION TO THE SMALL GROUP ESSENTIALS

Our Small Group essentials were created to guide groups and protect them from becoming gatherings that do not reflect the vision for biblical community at College Park.

The four essentials are:



These four essentials are guardrails to keep Small Groups focused on their designed purpose. There are dangers if we lose sight of the reasons *why* we gather together.

ALL ABOUT DISCIPLESHIP

It is not an exaggeration to say that Small Groups exist primarily for **discipleship**. Small Groups are a way in which we follow Jesus together.

As a leader you may not be able to provide intensive 1-on-1 individual discipleship for everyone in your Small Group, but you can foster deep discipleship within your group.

1. **Ground your group in the four essentials of Small Groups.** The four essentials are useful in disciple-making:
 - Our group gatherings and individual conversations with each other should be marked by a ***Christ-centered focus on the Word***, not just our feelings or opinions.
 - We want to make sure that heart-level conversations are happening among group members, so that we can be ***intentionally invasive*** with knowing each other and helping each other—especially in our sin and suffering.
 - By ***living life together***, we provide opportunities for relational discipleship as we learn to follow Jesus in the rhythms of real life.
 - Pushing each other to be ***outward oriented*** keeps our relationships from getting infected with a focus on self, cliquishness, or disobedience to God's calling for us to live on mission.
2. **Encourage both peer-to-peer discipleship while you model leader-to-member discipleship.** You have a formal responsibility for others in your group, but everyone has the ability to disciple everyone else in the group and has a stake in their spiritual growth.
3. **Lean into your Coach.** Your Coach is not just there for crises. They are there to help you become a better leader (leadership development) and a godlier person (discipleship) month-by-month. Keep in contact with them for the ability to process your life and leadership.

***ESSENTIAL 1:
CHRIST-CENTERED FOCUS ON THE WORD***

WHY DO WE STUDY THE WORD?

1. The Word of God is **true**. (Psalm 119:14,42, James 1:17, Titus 1:2).
2. The Word of God is **sufficient** to do the work of God in the people of God (2 Peter 1:3-11, 2 Timothy 3:16-17, Hebrews 4:12-13).
3. The Word of God is **necessary** (Deut. 8:3, Romans 10:14-17).
4. The Word of God is **authoritative** (2 Peter 1:21, Heb. 1:1-2, Acts 1:16, Matt. 28:19).
5. The Word of God is about **Jesus** (Luke 24:25-27, 1 Peter 1:10-11, John 5:45-46).

All Scripture is breathed out by God and profitable for teaching, for reproof, for correction, and for training in righteousness, that the man of God may be complete, equipped for every good work (2 Timothy 3:16).

HOW DO WE STUDY THE WORD?

“C.O.M.A.”METHOD¹

CONTEXT

- What kind of genre is this passage? (Letter, narrative, poem, proverb, apocalyptic, etc.)
- Who is it written to? What circumstances or passages surround the text that might help us understand the purpose of the text?

OBSERVATION

- What words or phrases stick out to you? Is anything repeated or emphasized?
- What do you think are the main points of the passage?
- Is there anything surprising in this text?

MEANING

- What does this passage teach us about God?
- How does this passage relate to Jesus?
- What does this passage teach us about ourselves?
- Do any other Scripture texts come to mind when reading this passage?

APPPLICATION

- How does the passage challenge or confirm my thinking?
- How does this passage challenge the way I live?
- What sin might this passage reveal in my heart?

¹ Taken from David Helm, *One to One Bible Reading*

ASKING GOOD QUESTIONS "O.A.R.S"

Just like oars steer a canoe, use "O.A.R.S." to steer your discussion with helpful questions.



1. Ask **OPEN-ENDED** questions.
 - Closed questions are "Yes" or "No" questions. Open-ended questions usually start with "Who," "What," "Where," "When" or "How."
2. **Affirm** some aspect of a person's response to the question.
 - Even if someone offers a very strange comment, you can at least always affirm them by saying, "Thank you for sharing that."
3. **Reflect** the responses to the rest of the group.
 - Don't be the "Answer Man/Woman." Have others in the group answer someone else's question.
4. **Summarize** the discussion with a conclusion leading to a biblical response.

Reasons Questions Fail

If you ask a question and are met with silence, that usually means one of these things about the question:

- **TOO DEEP**
It might be a good question that takes people some time to process and respond to. Rephrase the question if you can, giving people time to think and maybe helping some members know what you're asking.
- **TOO EASY**
If it's too obvious, people will either think you're tricking them or you're asking the question rhetorically. Just answer the question yourself and move on.
- **TOO VAGUE**
It may be that people don't know what you're asking. Rephrase the question with greater clarity, and maybe guide people toward what kind of answer you want.
- **TOO PERSONAL**
Your group members may not be ready to answer a really personal question in a big group. Save the question for a smaller breakout time if need be.
- **TOO HOPELESS**
It may just be a bad question. Either make it into a good one or scrap it and move on

WRAPPING UP

1. **SUMMARIZE** the content of the discussion.
2. **AFFIRM** key moments, or insights from the night.
3. **PROPOSE** possible applications and next steps individually and as a group.
4. **PRAY** together in response to what God has done.

PRAYER IN SMALL GROUPS

- **Actually pray:** Don't relegate it to the last 5 minutes! At least pray at the beginning and end of your meeting
- Pray for heart-level issues not just circumstances: If someone says "Pray for my upcoming job interview" ask them, "How are you feeling about that and what can we pray for you in that?"
- Break into Men and Women: Halfway through the gathering time, you can split into two groups for prayer. This creates more time for each person as well as greater intimacy, depth, and accountability.
- Consider a variety of prayer forms: Confession, praying out loud all together, focusing on just one person's/couple's prayer needs, having a missions focus prayer time, etc.
-

PRAYING OUTSIDE OF THE GATHERING

- Be praying for each other outside of gatherings as well!
- Keep track of your group's prayer requests (and answered prayers)—individually or as a group
- Pray for your Small Group throughout the week
- Circle back during the week (via text, etc.) or at the next gathering to find out how those prayers are being answered
- Encourage your Small Group to attend the monthly Worship-Based Prayer Night together

*For more ideas, check out *Praying the Bible* by Donald Whitney and *A Praying Life* by Paul Miller.

ACTIVITY: LEADING A GROUP THROUGH THE BIBLE

Instructions: You are preparing for your Small Group and this is the passage that you will be discussing this evening. First, look through the passage and identify the **possible main points of the text**. Then come up with 2-3 questions that might lead your group **to understanding the text** and then 2-3 questions that help your group **to apply the text**.

PASSAGE 1: I PETER 1:1-9

¹ Peter, an apostle of Jesus Christ, To those who are elect exiles of the Dispersion in Pontus, Galatia, Cappadocia, Asia, and Bithynia, ² according to the foreknowledge of God the Father, in the sanctification of the Spirit, for obedience to Jesus Christ and for sprinkling with his blood: May grace and peace be multiplied to you.³ Blessed be the God and Father of our Lord Jesus Christ! According to his great mercy, he has caused us to be born again to a living hope through the resurrection of Jesus Christ from the dead, ⁴ to an inheritance that is imperishable, undefiled, and unfading, kept in heaven for you, ⁵ who by God's power are being guarded through faith for a salvation ready to be revealed in the last time. ⁶ In this you rejoice, though now for a little while, if necessary, you have been grieved by various trials, ⁷ so that the tested genuineness of your faith—more precious than gold that perishes though it is tested by fire—may be found to result in praise and glory and honor at the revelation of Jesus Christ. ⁸ Though you have not seen him, you love him. Though you do not now see him, you believe in him and rejoice with joy that is inexpressible and filled with glory, ⁹ obtaining the outcome of your faith, the salvation of your souls.

1. Scripture **Understanding Questions** for your Small Group (CONTEXT, OBSERVATION, MEANING):

2. Scripture **Application Questions** for your Small Group (APPLICATION):

ESSENTIAL 2: INTENTIONALLY INVASIVE

WHY SHOULD WE BE INTENTIONALLY INVASIVE?

Biblical community will not happen unless people know God and are known by others. Small Groups should be a place where Christians are able to be safely known and encouraged toward faith and obedience. That's why leaders should ask real-life questions that serve to draw out a person's inner thoughts.

CLARIFYING INTENTIONALLY INVASIVE **INTENTIONALLY INVASIVE IS NOT**

- **Natural** for people
- Probing only for **secret sin struggles**: We are not sin hunters!
- Simply asking **heart-level questions** (without following up with helpful support or accountability).
- Only done in regular **Small Group gatherings**

INTENTIONALLY INVASIVE IS

- **Knowing and Remembering** the basic facts about someone's life and family
- Cultivating a **culture** of knowing in your Small Group
- **Modeling** what it looks like to be transparent
- Being wise with **when** and **how** you press into the details of someone's life
- Seeking to **bear the burdens** of those in your Small Group
- **Praying** for the Lord to open people's hearts and open doors for opportunities

Intentionally Invasive: getting at the heart level (especially in sin and suffering)

HEART LEVEL QUESTIONS

Here are some heart-level questions:

- How are you doing in the midst of that?
- How have been responding to that situation?
- What are you feeling most passionate about right now?
- What has been a struggle recently?
- Can you share more about what that struggle has actually looked like this week?
- How are you feeling about that?

It is often through asking the second or third question in a row that we can start getting at the heart level with others and what they are believing, struggling with, or feeling deeply.

HEART-LEVEL CONVERSATION

Phil: "Hey Aaron, good to see you!"

Aaron: "Good to see you as well."

Phil: "Are you planning on going anywhere this summer for vacation?"

Aaron: "Yeah, we are headed to see my wife's family in Michigan."

Phil: "Oh that's great! Do you enjoy spending time with her family?"

Aaron. "Eh, it's okay. It's what we always do."²

From Aaron's final response you could follow the affections to see:

- What do they love?
- What do they fear?
- What motivates them?
- Where do they find comfort?

² Adapted from *Side-by-Side* by Ed Welch (pg. 82).

LEVELS OF CARE

LEVEL 1	<p>ISSUES // “Everyday” struggles (i.e. shame & guilt, fear, anger, sorrow, job loss, financial need).</p> <p>WHO // An every-believer ministry; godly friend, mentor, disciple.</p> <p>SETTING // Informal; meet as needed.</p> <p>PROCESS // Care comes primarily through existing relationships. Informal invitations made by friends who notice issues in a friend’s life.</p>
LEVEL 2	<p>ISSUES // Habitual struggles (i.e. individual habitual sins, marriage issues, parenting/family issues, conflict, medical illness).</p> <p>WHO // Small Group leaders, family leader, mature close believer; staff, coach, soul care team consulted.</p> <p>SETTING // Informal; initiate some intentional regular meetings for a short period of time (4-8 weeks).</p> <p>PROCESS // Care comes informally; meet as needed for a short period of time.</p>
LEVEL 3	<p>ISSUES // Debilitating/destructive struggles (i.e. drunkenness, sexual immorality, debilitating depression and anxiety and other life dominating sins).</p> <p>WHO // Coaches, the soul care team, elders, and pastoral staff.</p> <p>SETTING // Formal counseling.</p> <p>PROCESS // Care comes primarily through the formal soul care application process. Prefer to have a godly friend, mentor or Small Group leader participate in the counseling process.</p>
LEVEL 4	<p>ISSUES // Adultery, divorce, sexual abuse, domestic violence, suicide threat, criminal offense, church discipline cases. Tragic life-dominating sins that often come through accusation or confession.</p> <p>WHO // Elders, and the pastoral staff, soul care team, other necessary individual.</p> <p>SETTING // Formal crisis counseling; some cases may merit referrals to other ministries, resident programs or stress centers.</p> <p>PROCESS // In addition to level three, other referrals and recommendations may be made that require additional formal applications etc.</p>

ACTIVITY: INTENTIONALLY INVASIVE CASE STUDIES

CASE #1 "CHARLOTTE"

You and your spouse have been part of a Small Group for almost two years. After year one, the leader moved away, and as the apprentice you stepped up to lead the group. The transition to hosting Small Group has been smooth and all the Small Group members seem to be growing and are committed to the group. One young single woman, Charlotte, who has been part of the group since you joined 2 years ago, seems to finally be opening up! She has always been consistent in coming, but she almost never said more than a few words each night. On the nights when guys and girls split up to be more intentional, your wife tells you that she seems to be learning each week yet, the only personal insights she shares are about her job.

Recently, she has begun to add more to the discussion, and her prayer requests are becoming more personal. One night, your wife tells you she learned that Charlotte, has been dating a guy in the area for almost two years. Charlotte said that he grew up in a Christian home, but she said he is currently in a season of "searching," and is not currently active at a church. You recall that all the times you've seen her at Sunday service, you've never seen him with her. You are thrilled that she has begun to open up, and you don't want to press too much too fast, but you are concerned about this relationship.

Questions to Consider:

- What might you do to press into Charlotte's relationship, while still being gentle?
- What questions need to be answered before you give Charlotte relationship advice?
- What is your responsibility to get to know Charlotte's boyfriend? If they were to get engaged, what is your responsibility towards their relationship?
- How might you direct the other members of your Small Group in this situation?

ESSENTIAL 3: LIVING LIFETOGETHER

SMALL GROUP EVENT VS. SMALL GROUP COMMUNITY

Your Small Group is not just a weekly or biweekly event. It's a community of people.

SMALL GROUP EVENT MENTALITY

"The Small Group is an event that happens either weekly or bi-weekly."

When members have an "event mentality" they focus more on what they're receiving from the gathering (did they enjoy the discussion, the meal, etc.), and this prevents life together outside of the gathering.

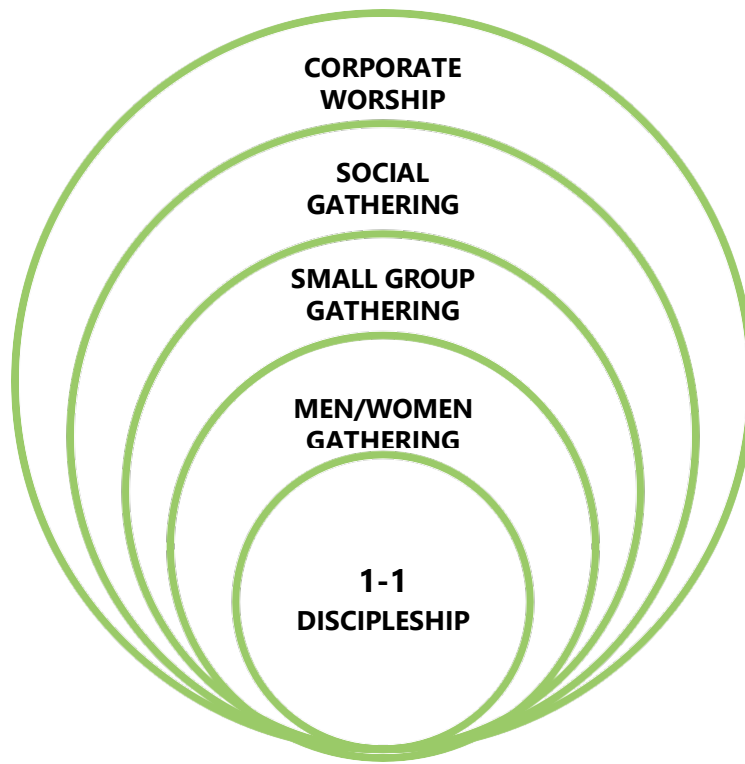
SMALL GROUP COMMUNITY MENTALITY

"The Small Group is a community that gathers regularly outside Sunday morning worship services."

When members have a "community mentality" they focus on the others members, and this encourages discipleship relationships but inside and outside of the gatherings.

Encourage yourself and those in your group to have a "community mentality"!

FIGURE 1: SPACES OF SMALL GROUP LIFE³



- **Corporate Worship** – Space to come together to sit under the singing, praying, reading, and preaching of the Word together as a group.
- **Social Gathering** – Space to hang out as a group, engage in activities that cultivate friendships, and also engage in excellent outreach opportunities.
- **Small Group Gathering** – Space to engage together as a group in prayer and understanding/application of the Word.
- **Men/Women Gathering** – Space to engage as men/women in more intimate prayer and confession of sin for the pursuit of holiness.
- **1-1 Discipleship** – Space to engage with individuals at a deeper level to disciple them to maturity in Christ.

³ Taken from Brad House *Community: Taking Your Small Group Off Life Support*

RHYTHMS OF SMALL GROUP LIFE

We all live in rhythms. And we should want to include our Small Group members in our life rhythms so that we can really live life together.

FIGURE 2: NON-LIVING LIFE TOGETHER SMALL GROUP RHYTHM

SUNDAY Small Group Gathering	MONDAY	TUESDAY	WEDNESDAY	THURSDAY	FRIDAY	SATURDAY
SUNDAY	MONDAY	TUESDAY	WEDNESDAY	THURSDAY	FRIDAY	SATURDAY
SUNDAY Small Group Gathering	MONDAY	TUESDAY	WEDNESDAY	THURSDAY	FRIDAY	SATURDAY
SUNDAY	MONDAY	TUESDAY	WEDNESDAY	THURSDAY	FRIDAY	SATURDAY

FIGURE 3: LIVING LIFE TOGETHER SMALL GROUP RHYTHM

SUNDAY Small Group Gathering	MONDAY	TUESDAY	WEDNESDAY	THURSDAY	FRIDAY	SATURDAY
SUNDAY	MONDAY	TUESDAY	WEDNESDAY	THURSDAY Men's Gathering	FRIDAY	SATURDAY
SUNDAY Small Group Gathering	MONDAY	TUESDAY	WEDNESDAY	THURSDAY	FRIDAY	SATURDAY
SUNDAY	MONDAY	TUESDAY Women's Gathering	WEDNESDAY	THURSDAY	FRIDAY Pizza Night	SATURDAY

FIGURE 4: SMALL GROUP LEADER SCHEDULE

	MONDAY	TUESDAY	WEDNESDAY	THURSDAY	FRIDAY	SATURDAY
SUNDAY Corporate Worship Small Group Gathering			1-1 Discipleship			
SUNDAY Corporate Worship				Men's Gathering		Dinner with SG Family
SUNDAY Corporate Worship Small Group Gathering			1-1 Discipleship			
SUNDAY Corporate Worship			Sporting Event		Pizza Night	

Green = Corporate Small Group Meeting
 Purple = Leader-specific meeting

SMALL GROUP LIFE

As you think about different ways to live life together as a Small Group, think through these different “spaces” as opportunities for your Small Group to engage in varying levels of relational intimacy with other members.

Having this perspective allows:

1. A **holistic** view of Small Group life.
2. A **strategic** use of life’s spaces to cultivate living life together.

ESSENTIAL 4: OUTWARD ORIENTED

MULTIPLICATION CULTURE

Just like individual Christians are called to multiply (through evangelism and discipleship), Small Groups should also have a view for how to multiply God's work in their lives. This happens in two ways:

- Multiplication as a group
- Evangelism & neighboring

VISION FOR SMALL GROUP MULTIPLICATION

Even if every person at College Park wanted to get into a Small Group, they couldn't. Because there aren't enough groups for them to join!

How does more community get created? By multiplying your Small Group.

Life comes in chapters. A Small Group is most often for a season, not for a lifetime. So a leader should check in with their group every year to assess how group members are doing and how the leader is doing: evaluating if it's time to change anything, including multiplying the Small Group.

This is also a key way to empower group members to use their own spiritual gifts!

HOW TO MULTIPLY YOUR GROUP

It's never too early to talk with your group members about the possibility of them leading a Small Group in the future.

As you encourage them to use their gifts in the group, there are 2 methods for multiplying your Small Group.

- **Sending:** involves sending a group member to launch another group without any of your current group members joining that new group.
- **Splitting:** involves sending a group member to launch another group with a batch of your current group members joining that new group

EVANGELISM AND NEIGHBORING

While the Small Group gathering exists primarily for believers, Small Groups should still look to multiply the gospel through evangelism: individually and as a group.

There are a number of different ways that Small Groups can support each other in evangelism:

- **Equip and train** group members to evangelize
 - As an application point from your regular discussion time (applying sermon texts, etc.)
 - By picking a Scripture text or book for your discussion times that focuses on evangelism
 - By encouraging members to attend evangelism training opportunities (e.g.: College Park classes, Vision Trips, etc.)
- Regularly **ask about** and encourage group members to be engaged in evangelism and keeping one another accountable.
- **Pray** for non-believers in your Small Group gathering (in your prayer times/breakouts)
- Plan **events** to participate in evangelism as a Small Group
 - Summer initiatives
 - Neighborhood events of one of the group members
 - Christmas Concert
 - Opportunities for group members to get to meet and interact with the non-Christians in other group members' lives

80-20 APPROACH TO NEIGHBORING

Over the course of the year, your Small Group may want to consider taking an “80-20 approach” to the school year. This allows the majority of the year to be focused on building strong relationships within the Small Group while utilizing the summer to foster relationships with neighbors and non-Christians.

Some Small Groups don't meet during the summer, which helps this rhythm as well.

SCHOOL YEAR
20% Outward
80% Inward
Majority focus: on Small Group

SUMMER
80% Outward
20% Inward
Majority focus: Neighbors



PRACTICAL THOUGHTS

THE SMALL GROUP GATHERING

Now that we've covered all 4 Essentials, let's finish with some final practical thoughts on how to launch and lead your group.

HOW TO LAUNCH YOUR SMALL GROUP

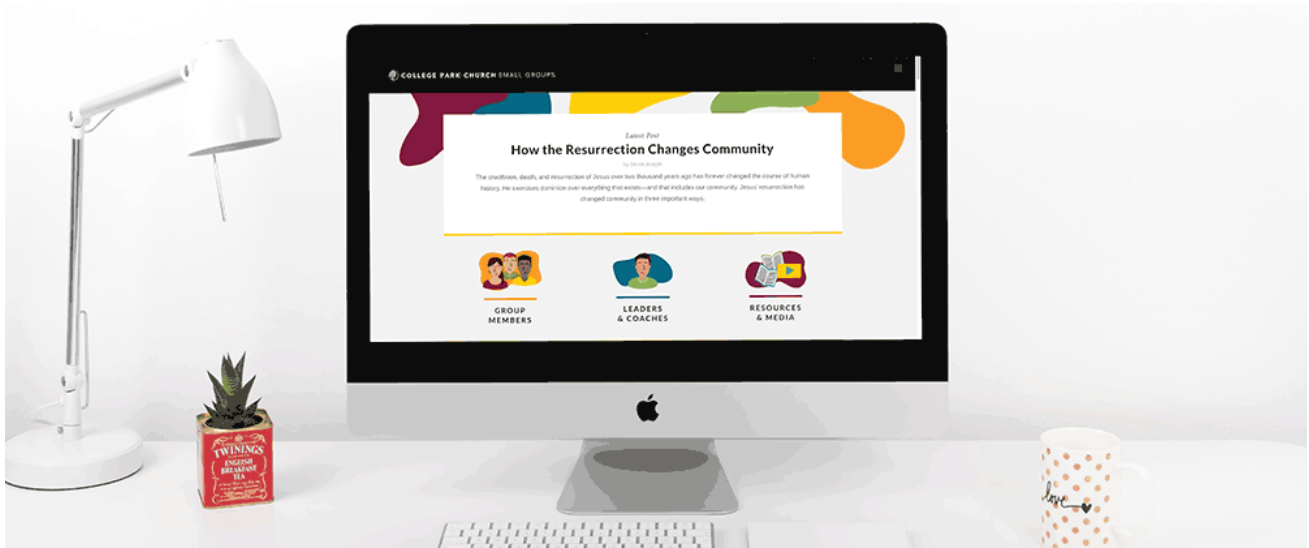
1. **Finish the Training, interview** and be confirmed as a Small Group Leader.
2. The Small Group team will send you an email to get the **details of your group** that you can think about ahead of time, such as:
 - How often will you have your Small Group gathering? (Bi-weekly? Weekly?)
 - What day and time?
 - Where? (One location or moving locations?)
 - Who is already in your group?
 - How will you do childcare (if applicable)?
 - What will your Small Group gathering look like?
 - Discussion content (sermon guides or something else biblical), prayer, food, fellowship time, other intentional elements
 - How will you recruit group members? ([Online Small Group Finder](#) or on your own?)
 - Decide date of first gathering
 - Will you have a Small Group Covenant?
3. Within your first month or two, you will be **assigned a Small Group Coach** by the Small Group team. The Coach will then reach out to start connecting.
4. **Launch your Small Group** and enjoy life together!

SAMPLE SCHEDULE OF A GATHERING

1. Meet every other Thursday (with once per month gender-specific meeting)
2. Snacks, hangout, conversation, etc. (30 min)
 - If there's any announcements that need to be made, we make them right before the discussion.
3. Sermon passage/book discussion (45-60 minutes)
 - Read the passage. Use [sermon discussion guide](#) as well as other questions that the leader comes up with.
4. Prayer (30-45 minutes)
 - Sometimes we do this as a large group with couples sharing followed immediately by prayer.
 - Sometimes we do this gender-specific (men together, women together).

EXTRA RESOURCES

SMALL GROUPS WEBPAGE



For weekly blog articles for group members, leaders, and coaches check out CPCSmallGroups.net to find hope together!

This webpage also includes a Resources & Media page that hosts:

- Foundational leadership resources
- The link to access your roster in [Mobile Tools](#) (for adding/removing members)
- A list of upcoming dates for Small Groups events (such as Small Group Leader Equip Nights)
- The Small Group Leader and Small Group Coach role descriptions

If you have any questions along the way, feel free to reach out to the [Small Groups team](#).